

# The Talon Fire Collar

## Fire Collar

Talon Intumescent Fire Collars are suitable for plastic pipes (uPVC, PP, PE and ABS) where they pass through fire resistant structures such as walls or floors. In the event of a fire, an intumescent core within the collar rapidly expands to crush the heat softened pipe, sealing off the area, delaying fire spread and maintaining the fire integrity of the structural element.

## Colours & sizes

2H



110mm

4H



110mm

## Health & Safety

### 1 - Identification of product company

**Product:** Intumescent Fire Collar

**Company:** Sales Office, Talon Manufacturing Limited, Units 2 – 5, Chieftain Close, Gillingham Business Park, Kent, ME8 0PP

### 2 - Composition / information on ingredients

**Product:** Talon Fire Collars are steel closures lined with intumescent material used to form a fire seal around PVC-U pipes as they pass through fire rated partitions, walls or floors. No component labeled as dangerous under EEC directives criteria.

### 3 - Hazard identification

**Prime hazards:** None

### 4 - First aid measures

**Eye contact:** N/A    **Skin contact:** N/A    **Inhalation:** N/A    **Ingestion:** N/A

### 5 - Fire fighting measures

Talon fire collars are non-flammable but packaging can burn

**Suitable extinguishing media:** Water spray, dry powder, foam and carbon dioxide.

**Unsuitable extinguishing media:** None

**Special exposure hazards:** None

### 6 - Leak and spill procedure

N/A

# The Talon Fire Collar

## Health & Safety

### 7 - Handling and storage

Do not eat or drink during use. Observe good industrial hygiene. Store indoors between 5°C and 40°C in a closed container. Keep container clear of the ground.

### 8 - Personal protection and exposure controls

N/A

### 9 - Physical data

Steel enclosure

### 10 - Stability and reactivity data

Chemically stable

Not reactive with other substances

Shelf life indefinite stored clear of the ground internally

### 11 - Toxicological

No data

### 12 - Ecological information

Non-hazardous

### 13 - Waste disposal

Dispose of as general waste at an approved waste site suitable for building waste, observe local regulations.

### 14 - Transport information

Not classified as hazardous. CHIP 3 not applicable.

### 15 - Regulatory information

Non-hazardous.

### 16 - Other information

To be used as a fire stop device around PVC-U pipes. Conforms to EEC Directive 91/155/EEC.

## Disclaimer

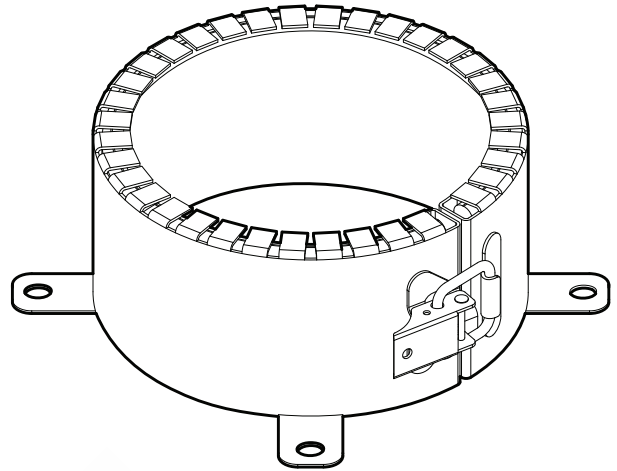
In presenting this technical advice we cannot claim to serve in any but an advisory capacity and can undertake no liability since actual conditions of use are beyond our control. It is the user's responsibility to satisfy him/herself as to the suitability of such information for his/her own particular use. Such information is, to the best of the company's knowledge and belief, accurate and reliable as of the date indicated. However, no warranty guarantee or representation is made to its accuracy, reliability or completeness.

# The Talon Fire Collar

## Technical Data

### Application

Talon Fire Collars are for use in sealing pipes (PVC-U, PP, PE, HPE & ABS) as they pass through fire compartment walls and floors. In the event of a fire, the application of heat will cause the intumescent lining of the metal collar to expand and crush the heat softened plastic pipe leaving a potential path for fire completely sealed.



### Description

A metal shell, lined with intumescent material, to be placed around PVC-U pipes and fixed to compartments, walls and floors with all steel anchors to provide 2 or 4 hours fire protection.

### Fire Rating

Tested at Warrington fire research to BS 476 part 20, 4 hours fire integrity. 2 and 4 hour rated fire collars are available.

### Benefits

- Ultra slim flange and body design ensure easy installation in awkward situations.
- Fully tested at Warrington Fire Research to 4 hour integrity.

### Legislation

Building regulations 2000 approved Document B states that all plastic pipes over 40mm should be provided with "a propriety sealing system which has been shown by tests to maintain the fire resistance of the wall, floor or cavity barrier"/ Talon fire collars comply with these sealing requirements and are tested to BS 476 part 20.

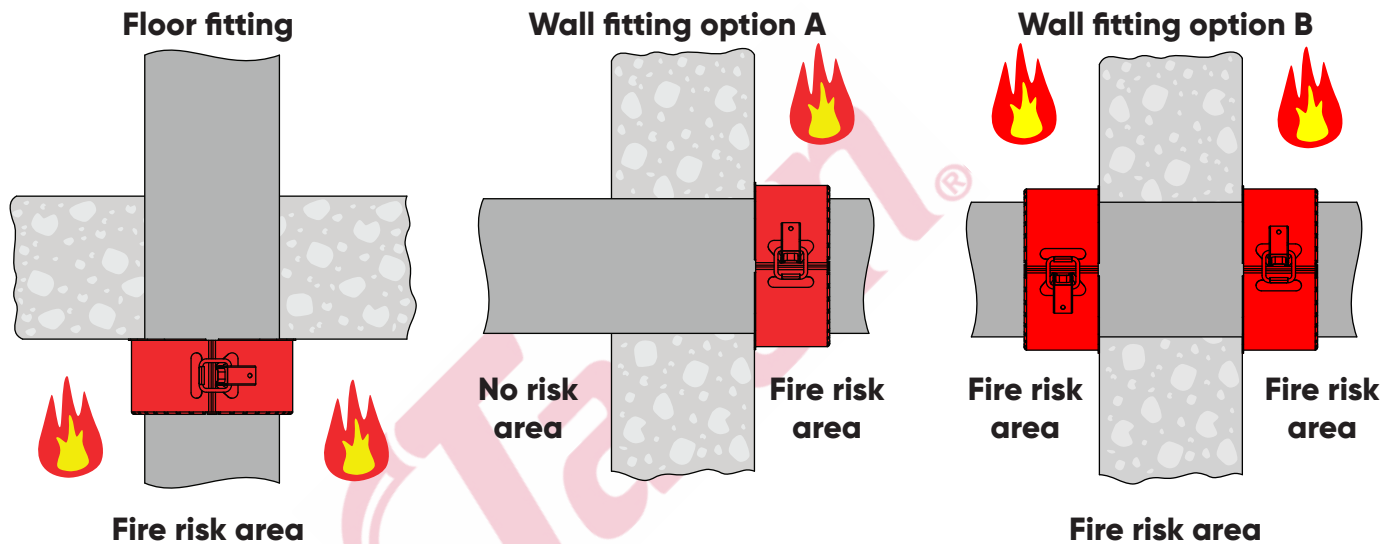
### Disclaimer

In presenting this technical advice we cannot claim to serve in any but an advisory capacity and can undertake no liability since actual conditions of use are beyond our control. It is the user's responsibility to satisfy him/herself as to the suitability of such information for his/her own particular use. Such information is, to the best of the company's knowledge and belief, accurate and reliable as of the date indicated. However, no warranty guarantee or representation is made to its accuracy, reliability or completeness.

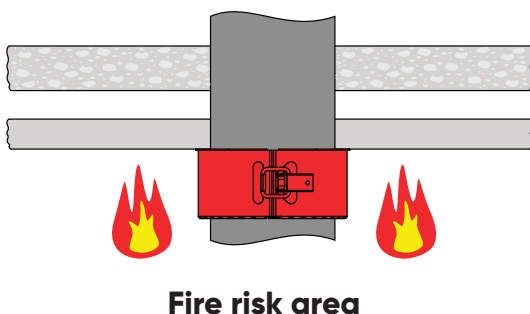
# The Talon Fire Collar

## Installation

1. For walls, a collar is required on the side at risk from fire attack. For floors use one on the underside only.
2. Fit a collar around the pipe and slide it up to the compartment wall or floor.
3. Close the collar around the pipe using the over centre catch.
4. Decide on the best position of the remote fixings bearing in mind site conditions. Mark and drill holes and install steel fixings (fixings not supplied).
5. Tighten the fixings and test security of installation manually.
6. Seal any gaps up to 35mm with fire sealant (Talon cannot take liability for the fire sealant used in this install).



### Unusual installations



Fire Collars offer a 2 or 4 hour fire rated barrier around plastic pipe and must be installed upon the fire rated barrier in order to function as intended. The collar can only be expected to achieve its rating if the fixing surface is at least rated to a similar or higher level. For installation circumstances whereby the collar is fitted to a fire barrier of a lower rating, the collar cannot be expected to function beyond the lesser rating offered by the barrier to which it is fixed.

## Disclaimer

In presenting this technical advice we cannot claim to serve in any but an advisory capacity and can undertake no liability since actual conditions of use are beyond our control. It is the user's responsibility to satisfy him/herself as to the suitability of such information for his/her own particular use. Such information is, to the best of the company's knowledge and belief, accurate and reliable as of the date indicated. However, no warranty guarantee or representation is made to its accuracy, reliability or completeness.